


Building up moments.

**MASTERTENT®**



Mastertent® Folding Gazebos

**Certificates**

# ZINGERLE GROUP

MASTERTENT

ECOTENT

ROKU1952

ZINGERLE GROUP SpA  
Via Foerche, 7  
I-39040 Naz-Sciaves (BZ)

[www.zingerle.group](http://www.zingerle.group)

## Index

### 1. Why Mastertent®



Eight Good Reasons	2
Warranties	3

### 2. Certificates and Test Reports



TÜV-SÜD	5
Fire Behaviour Test – Pirontex®	6
Fire Behaviour Test – Oxford 500D	10
Fire Behaviour Test – Oxford 250D	12
Fire Behaviour Test – PVC	14
SGS Cristal	16
ECO PASSPORT by OEKO-TEX®	17
REACH Regulation	18
UV Protection Factor Oxford 500D & 250D	19
PU-Coated Glass Fibre Fabric	21
Wind Stability	22
Temporary Structures	27
ISO 9001:2015	31
Reforestation	32
Grüner Punkt	33
FEM Analysis S1	34
FEM Analysis S2	35
Firelock® UV Varnish of the Wooden Counter	36
IEC Radiant Heater	38
LED Spotlights	40
LED Strips	42

### 3. Data Sheets



Data Sheet   Aluminium Alloy 6060	45
Data Sheet   Pirontex®	46
Data Sheet   Oxford 500D vs. Oxford 250D	47
Data Sheet   Cristal 0,5 mm FR M2	48
Data Sheet   Flag Fabric	49
Data Sheet   PU-Coated Glass Fiber Fabric	50

### 4. Certificates & Test Reports – Italy



Certificate   Oxford 500D	53
Certificate   Oxford 250D	55
Legal Opinion   Temporary Structures	57
Legal Opinion   No Building Permit	58



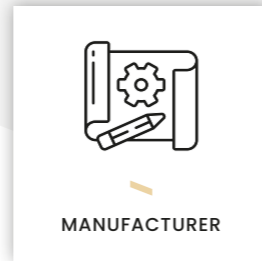




# Why Mastertent®?

Eight good reasons why to choose us:

1. In-house product development and production in South Tyrol, Italy.
2. High product quality and wide product range.
3. Sustainable company management in the third generation.
4. Individual customer support on site thanks to global sales structures.
5. Fast delivery, reliable and worldwide.
6. Unique services: CARE.
7. International certifications and patents.
8. There are no limits to personalisation, customised products are one of our strengths.



## When do we check the quality of our folding gazebos?

After each work step.

Who else checks their quality? Numerous official testing authorities such as TÜV-SÜD or engineering offices worldwide.

## Warranties:

**Thanks to all the quality checks we guarantee with a clear conscience:**

- 5-year manufacturer's warranty on material and production defects of the aluminium structure.
- Lifetime warranty against corrosion of the aluminium structure.\*
- 10-year availability of all spare parts of the aluminium structure

*\*special cases reserved (such as frequent use of the folding gazebo near the sea)*



# Certificates and Test Reports

## ✓ Certificate | TÜV-SÜD

ZERTIFIKAT ◆ CERTIFICATE ◆ CERTIFICADO ◆ CERTIFICAT ◆ СЕРТИФИКАТ ◆ 認證證書 ◆

### CERTIFICATE

No. B 046481 0017 Rev. 00

**Holder of Certificate:** ZINGERLE GROUP AG  
Förche 7  
39040 Natz-Schabs (BZ)  
ITALY

**Certification Mark:** 

**Product:** Pavilion  
Foldable pavillion

The product was tested on a voluntary basis and complies with the essential requirements. The certification mark shown above can be affixed on the product. It is not permitted to alter the certification mark in any way. In addition, the certification holder must not transfer the certificate to third parties. This certificate is valid until the listed date, unless it is cancelled earlier. All applicable requirements of the testing and certification regulations of TÜV SÜD Group have to be complied. For details see: [www.tuvsud.com/ps-cert](http://www.tuvsud.com/ps-cert)

**Test report no.:** 028-713182235-002

**Valid until:** 2025-06-08

**Date,** 2020-06-30

  
( Gerhard Hintereder )

Page 1 of 2  
TÜV SÜD Product Service GmbH • Certification Body • Ridlerstraße 65 • 80339 Munich • Germany





Efectis Nederland BV  
 P.O. Box 554 | 2665 ZN Bleiswijk  
 Brandpuntlaan Zuid 16 | 2665 NZ Bleiswijk  
 The Netherlands  
 +31 88 3473 723  
 nederland@effectis.com

CLASSIFICATION

CLASSIFICATION OF REACTION TO FIRE PERFORMANCE  
 IN ACCORDANCE WITH EN 13501-1:2018

Classification no.	2023-Efectis-R001109
Sponsor	Zingerle Group AG Förche 7 39040 NAZ / SCIAVES (BZ) ITALY
Product name	<b>Pirontex fabric</b> Various colours
Prepared by	Efectis Nederland BV
Author(s)	J.L. Onderwater B.Sc. A.H.L.M. Zwinkels B.Sc. B.R. Knottnerus B.Sc.
Project number	ENL-22-001316
Date of issue	October 2023
Number of pages	6

All rights reserved.  
 No part of this publication may be reproduced and/or published without the previous written consent of Efectis Nederland BV.  
 Submitting the report for inspection to parties who have a direct interest is permitted.

In case this report was drafted on instructions, the rights and obligations of contracting parties are subject to either the Standard Conditions of Efectis Nederland BV or the relevant agreement concluded between the contracting parties.

© 2023 Efectis Nederland BV



Page 1 / 6

1/4



Efectis Nederland BV  
 2023-Efectis-R001109  
 October 2023  
 Zingerle Group AG

CLASSIFICATION

1. INTRODUCTION

This classification report defines the classification assigned to **Pirontex fabric** in accordance with the procedures given in EN 13501-1:2018.

2. DETAILS OF CLASSIFIED PRODUCT

2.1 GENERAL

The product, **Pirontex fabric**, is defined as a ceiling or wall covering.

2.2 MANUFACTURER

Zingerle Group AG  
 Förche 7  
 39040 NAZ / SCIAVES (BZ)  
 ITALY

2.3 PRODUCT DESCRIPTION

According to the sponsor the product is from inside out composed of:

- Pirontex is fabricated out of a combination of new polyester polymers. The yarn thickness is 600D (2x 300 D double spun);
- A nanocoating (Water Resistant and oil repellent) is applied on the outside use of the product. The inside used side is coated with a PU coating.

The product has a total thickness of 0.3 mm, a density of 850 kg/m<sup>3</sup> and a mass per unit area of approx. 255 g/m<sup>2</sup>.

3. STANDARDS, REPORTS, RESULTS AND CRITERIA IN SUPPORT OF THIS CLASSIFICATION

3.1 APPLICABLE STANDARDS

EN ISO 11925-2:2020	Reaction to fire tests - Ignitability of products subjected to direct impingement of flame - Part 2: Single-flame source test
EN 13823:2020+A1:2022	Reaction to fire tests for building products - Building products, excluding floorings exposed to the thermal attack by a single burning item
EN 13238:2010	Reaction to fire tests for building products - Conditioning procedures and general rules for selection of substrates
EN 13501-1:2018	Fire classification of construction products and building elements Part 1: Classification using data from reaction to fire tests
EGR 003:2016	Selection of colours for covering a range

This report consists of six pages and may only be used in its entirety.

Page 2 / 6

2/4

#### 4. CLASSIFICATION AND FIELD OF APPLICATION

##### 4.1 REFERENCE OF CLASSIFICATION

This classification has been carried out in accordance with clause 11 of EN 13501-1:2018.

##### 4.2 CLASSIFICATION

The product, **Pirontex fabric**, in relation to its reaction to fire behaviour is classified:

**B**

The additional classification in relation to smoke production is:

**s1**

The additional classification in relation to flaming droplets / particles is:

**d0**

**Reaction to fire classification: B – s1, d0**

##### 4.3 FIELD OF APPLICATION

This classification is valid for the following product parameters:

Thickness	0.3 mm
Surface density	255 g/m <sup>2</sup>
Other properties	A nanocoating (Water Resistant and oil repellent) is applied on the outside use of the product. The inside used side is coated with a PU coating

This classification is valid for the following end use applications:

Substrate	Not applicable
Application	Free hanging
Colour	All colours
Exposure side	Both sides (inside and outside)
Methods and means of fixing	Mechanically
Joints	Not applicable
Other aspects of end use conditions	Closed surface, no openings or gaps between components

##### 4.4 DURATION OF THE VALIDITY OF THIS CLASSIFICATION REPORT

Consult classification standard and national laws and regulations for limitations on the period of validity of the classification.


#### 5. LIMITATIONS

This classification document does not represent type approval or certification of the product.

J.L. Onderwater B.Sc.  
Junior Project leader Reaction to Fire

A.H.L.M. Zwinkels B.Sc.  
Project leader Reaction to Fire

B.R. Knottnerus B.Sc.  
Project leader Reaction to Fire



Efectis Nederland BV  
P.O. Box 554 | 2665 ZN Bleiswijk  
Brandpuntlaan Zuid 16 | 2665 NZ Bleiswijk  
The Netherlands  
+31 00 3473 723  
nederland@efectis.com

**CLASSIFICATION**

---

**CLASSIFICATION OF REACTION TO FIRE PERFORMANCE  
IN ACCORDANCE WITH EN 13501-1:2018**

---

Classification no.	2022-Efectis-R000644
Sponsor	Zingerle Group AG Förche 7 39040 NAZ / SCIAVES (BZ) ITALY
Product name	<b>Oxford 500D</b>
Prepared by	Efectis Nederland BV
Notified body no.	1234
Author(s)	M.S.R. Elsayed B.Sc. A.H.L.M. Zwinkels B.Sc. A.J. Lock
Project number	ENL-22-000027
Date of issue	May 2022
Number of pages	6

---

**3. CLASSIFICATION AND FIELD OF APPLICATION**

**3.1 REFERENCE OF CLASSIFICATION**

This classification has been carried out in accordance with clause 11 of EN 13501-1:2018.

**3.2 CLASSIFICATION**

The product, **Oxford 500D**, in relation to its reaction to fire behaviour is classified:

**B**

The additional classification in relation to smoke production is:


**s1**

The additional classification in relation to flaming droplets / particles is:

**d0**

**Reaction to fire classification: B – s1, d0**

All rights reserved.  
No part of this publication may be reproduced and/or published without the previous written consent of Efectis Nederland BV.  
Submitting the report for inspection to parties who have a direct interest is permitted.



In case this report was drafted on instructions, the rights and obligations of contracting parties are subject to either the Standard Conditions of Efectis Nederland BV or the relevant agreement concluded between the contracting parties.

© 2022 Efectis Nederland BV Page 1 / 6



Efectis Nederland BV  
2022-Efectis-R000491  
May 2022  
Zingerle Group AG

**CLASSIFICATION**

---

**3.3 FIELD OF APPLICATION**

This classification is valid for the following product parameters:

Thickness	0.20 mm
Surface density	225 g/m <sup>2</sup>
Other properties	Pes fabric and PU coating

This classification is valid for the following end use applications:

Substrate	Not applicable
Application	Free hanging
Air gap	Yes
Methods and means of fixing	Mechanically
Colour range	All colours
Joints	Not applicable
Other aspects of end use conditions	None Closed surface, no openings, or gaps between components

**3.4 DURATION OF THE VALIDITY OF THIS CLASSIFICATION REPORT**

Consult classification standard and national laws and regulations for limitations on the period of validity of the classification.

---

**4. LIMITATIONS**

This classification document does not represent type approval or certification of the product.



M.S.R. Elsayed B.Sc.  
Project leader Reaction to Fire



A.H.L.M. Zwinkels B.Sc.  
Project leader Reaction to Fire




A.J. Lock  
Manager Testing Reaction to Fire

This report consists of six pages and may only be used in its entirety.

Page 6 / 6





Efectis Nederland BV  
P.O. Box 554 | 2665 ZN Bleiswijk  
Brandpuntlaan Zuid 16 | 2665 NZ Bleiswijk  
The Netherlands  
+31 88 3473 723  
nederland@efectis.com

**CLASSIFICATION**

---

**CLASSIFICATION OF REACTION TO FIRE PERFORMANCE  
IN ACCORDANCE WITH EN 13501-1:2018**

Classification no.	2022-Efectis-R000491
Sponsor	Zingerte Group AG Förche 7 39040 NAZ / SCIAVES (BZ) ITALY
Product name	<b>Oxford 250D</b>
Prepared by	Efectis Nederland BV
Notified body no.	1234
Author(s)	M.S.R. Elsayed B.Sc. A.H.L.M. Zwinkels B.Sc. A.J. Lock
Project number	ENL-22-000027
Date of issue	May 2022
Number of pages	5

---

**3. CLASSIFICATION AND FIELD OF APPLICATION**

**3.1 REFERENCE OF CLASSIFICATION**

This classification has been carried out in accordance with clause 11 of EN 13501-1:2018.

**3.2 CLASSIFICATION**

The product, **Oxford 250D**, in relation to its reaction to fire behaviour is classified:

**B**

The additional classification in relation to smoke production is:


**s1**

The additional classification in relation to flaming droplets / particles is:

**d0**

**Reaction to fire classification: B – s1, d0**

All rights reserved.  
No part of this publication may be reproduced and/or published without the previous written consent of Efectis Nederland BV.  
Submitting the report for inspection to parties who have a direct interest is permitted.



In case this report was drafted on instructions, the rights and obligations of contracting parties are subject to either the Standard Conditions of Efectis Nederland BV or the relevant agreement concluded between the contracting parties.

© 2022 Efectis Nederland BV Page 1 / 5



Efectis Nederland BV  
2022-Efectis-R000491  
May 2022  
Zingerte Group AG

**CLASSIFICATION**

**3.3 FIELD OF APPLICATION**

This classification is valid for the following product parameters:

Thickness	0.12 mm
Surface density	145 g/m <sup>2</sup>
Other properties	Pes fabric and PU coating

This classification is valid for the following end use applications:

Substrate	Not applicable
Application	Free hanging
Air gap	Yes
Methods and means of fixing	Mechanically
Colour range	All colours
Joints	Not applicable
Other aspects of end use conditions	None Closed surface, no openings, or gaps between components

**3.4 DURATION OF THE VALIDITY OF THIS CLASSIFICATION REPORT**

Consult classification standard and national laws and regulations for limitations on the period of validity of the classification.

---

**4. LIMITATIONS**

This classification document does not represent type approval or certification of the product.



M.S.R. Elsayed B.Sc.  
Project leader Reaction to Fire




A.H.L.M. Zwinkels B.Sc.  
Project leader Reaction to Fire



A.J. Lock  
Manager Testing Reaction to Fire

This report consists of five pages and may only be used in its entirety. Page 5 / 5





Efectis Nederland BV  
P.O. Box 554 | 2665 ZN Bleiswijk  
Brandpuntlaan Zuid 16 | 2665 NZ Bleiswijk  
The Netherlands  
+31 00 3473 723  
nederland@efectis.com

**CLASSIFICATION**

---

**CLASSIFICATION OF REACTION TO FIRE PERFORMANCE  
IN ACCORDANCE WITH EN 13501-1:2018**

Classification no.	2022-Efectis-R000841
Sponsor	Zingerle Group AG Förche 7 39040 NAZ / SCIAVES (BZ) ITALY
Product name	<b>PVC 400gr</b>
Prepared by	Efectis Nederland BV
Notified body no.	1234
Author(s)	M.S.R. Elsayed B.Sc. E.O. van der Laan M.Sc. A.J. Lock
Project number	ENL-22-000027
Date of issue	July 2022
Number of pages	6

**3. CLASSIFICATION AND FIELD OF APPLICATION**

---

**3.1 REFERENCE OF CLASSIFICATION**

This classification has been carried out in accordance with clause 11 of EN 13501-1:2018.

**3.2 CLASSIFICATION**

The product, **PVC 400gr**, in relation to its reaction to fire behaviour is classified:

**B**

The additional classification in relation to smoke production is:

**s2**

The additional classification in relation to flaming droplets / particles is:


**d0**

**Reaction to fire classification: B – s2, d0**

All rights reserved.  
No part of this publication may be reproduced and/or published without the previous written consent of Efectis Nederland BV.  
Submitting the report for inspection to parties who have a direct interest is permitted.

In case this report was drafted on instructions, the rights and obligations of contracting parties are subject to either the Standard Conditions of Efectis Nederland BV or the relevant agreement concluded between the contracting parties.

© 2022 Efectis Nederland BV Page 1 / 6



Efectis Nederland BV  
2022-Efectis-R000491  
May 2022  
Zingerle Group AG

**CLASSIFICATION**

**3.3 FIELD OF APPLICATION**

This classification is valid for the following product parameters:

Thickness	0.25 mm
Surface density	400 g/m <sup>2</sup>
Other properties	All colours

This classification is valid for the following end use applications:

Substrate	Not applicable
Application	Free standing
Methods and means of fixing	Mechanically
Joints	Not applicable
Other aspects of end use conditions	Closed surface, no openings, or gaps between components


**3.4 DURATION OF THE VALIDITY OF THIS CLASSIFICATION REPORT**

Consult classification standard and national laws and regulations for limitations on the period of validity of the classification.

**4. LIMITATIONS**

---

This classification document does not represent type approval or certification of the product.



M.S.R. Elsayed B.Sc.  
Project leader Reaction to Fire



E.O. van der Laan M.Sc.  
Project leader Reaction to Fire



A.J. Lock  
Manager Testing Reaction to Fire

This report consists of eight pages and may only be used in its entirety. Page 6 / 6





ZINGERLE GROUP

**Declaration regarding the REACH Regulation**

Dear Sir or Madam,

The European Chemicals Agency ECHA has published a Candidate List of substances of very high concern for Authorisation that met the criteria of Article 57 of the REACH regulation, in accordance with Article 59(10) of the REACH Regulation ([http://echa.europa.eu/chem\\_data/candidate\\_list\\_table\\_en.asp](http://echa.europa.eu/chem_data/candidate_list_table_en.asp)).

By the present letter we confirm that none of the substances contained in the "candidate list" are used for our products.

Our company also does not import any of the mentioned substances in a ratio of more than 1t/year. As a trading company, it is our duty to ensure that our suppliers also comply with the REACH regulation. We have obtained and received information on this from all suppliers.

As stated in the safety data sheets, we rely on the information provided by our suppliers regarding information and risk control. We commit ourselves to inform our customers about changes at any time in order to guarantee the safety of the products distributed by us.

Best regards

Georg Zingerle  
CEO ZINGERLE GROUP AG

**ZINGERLE GROUP SpA**  
 BZ-39040 Naz-Sciaives | T +39 0472 977 100 | E [global@zingerle.group](mailto:global@zingerle.group) | [info@pec.zingerle.group](mailto:info@pec.zingerle.group)  
 HK BZ-127327 | SDI-Kodex T04ZHR3 | Partita Iva/C.F. IT 01533450217 | Capitale Sociale 1 Mio. Euro i.v. | [www.zingerle.group](http://www.zingerle.group)

Textilforschungsinstitut  
Thüringen-Vogtland e. V.  
Akkreditierte Prüfstelle  
Zeulenrodaer Str. 42  
07973 Greiz - Germany

TITV e. V. • Postfach 1364 • 07962 Greiz

**ZINGERLE GROUP AG**  
Förche 7  
39040 Natz / Schabs

**ITALIEN**

**Prüfbericht Nr. 509/16**

Seite 1 von 2 Seiten

Klob/Pie  
Tel.: 03661-611305,  
e-Mail: [u.klobes@titv-greiz.de](mailto:u.klobes@titv-greiz.de)

03.08.2016

<b>Auftraggeber:</b>	Herr G. Silgoner
<b>Auftragstermin:</b>	20.07.2016
<b>Probeneingang:</b>	01.08.2016
<b>Probenmaterial:</b>	<b>2 Muster</b> Probe 1: OXF250 Probe 2: OXF500
<b>Prüfauftrag:</b>	Bestimmung des UV-Schutzfaktors UPF nach DIN EN 13758-1
<b>Probenahme:</b>	durch Auftraggeber
<b>Probenvorbereitung/</b>	DIN EN 13758-1
<b>Prüfverfahren:</b>	Schutzeigenschaften gegen ultraviolette Sonnenstrahlung; Teil 1 (DIN EN 13758-1): Prüfverfahren für Bekleidungstextilien (akkreditiertes Prüfverfahren)
<b>Analysendatum:</b>	01.08. – 03.08.2016
<b>Analysenergebnisse:</b>	Seite 2 und Anlagen

Durch die DAkkS Deutsche Akkreditierungsstelle GmbH akkreditiertes Prüflaboratorium

In der Anlage zur Akkreditierungsurkunde sind alle akkreditierten Prüfverfahren aufgeführt. Auf Wunsch wird die Urkunde zugestellt.

Kreisgericht Greiz VR 206  
Gerichtsstand Greiz

Ust-Id-Nr.: DE 151887921  
Steuer-Nr.: 161/142/21434

Geschäftsführender Direktor:  
Dr. Uwe Möhning

Tel.: +49 36 61/6 11-0  
Fax: +49 36 61/6 11-2 22

mail@titv-greiz.de  
www.titv-greiz.de

Sparkasse Gera-Greiz  
(BLZ 830 500 00)  
Kto. 609181  
BIC: HELADEF1GER  
IBAN: DE70 8305 0000 0000 6081 81

Deutsche Kreditbank AG (DKB)  
(BLZ 120 300 00)  
Kto. 1005364439  
BIC: BYLADEM1001  
IBAN: DE88 1203 0000 1005 3644 58

**PRODUCT DECLARATION CONCERNING THE USE OF  
MASTERTENT**

The undersigned, Ing. Hermann Leitner, enrolled in the Order of Engineers of Bolzano with number 872 and enrolled in the lists for fire safety experts of the Ministry of the Interior with nr. BZ00872100163 with office in via Isarco 1, 39040 Varna (BZ), tel. 0472-979000, certified email address info@bergmeister.pec, within the scope of the technical competences of his professional qualification, after having examined the technical information attached hereto aimed at ascertaining the characteristics of the product/elements marketed by the company Mastertent,

**HEREBY GIVES NOTICE THAT**

the product as a whole (supporting structure + roof + walls) can also be used as a temporary kitchen provided that the following requirements are met:

- Use of the product as supplied: Class A1 fabric. Do not replace parts and/or mend the fabric if it has deteriorated.
- Use of gas and/or electric cookers or wood-burning cookers
- The cooking equipment must be positioned at least 20 cm from the walls
- Do not place flammable materials between the kitchen and the roof/walls
- The surface of the cooking area may not exceed the surface of the fireproof fabric
- Use with at least 1 window open and verification of roof ventilation functionality

For any uses other than the above, as well as the assembly of several tents, a specific risk analysis must be provided.

\*) Wood-burning cookers and/or open fireplaces are permitted, provided that the instructions for use and maintenance and the accompanying safety instructions are observed and a specific analysis is carried out to secure and contain the fire with immediate measures, as well as is ensured that the fire is completely extinguished when leaving.

Short product description: This product is a folding gazebo supported by an aluminium frame with roof and walls made of tightly woven, tear-resistant, waterproof, windproof and fireproof polyester fabric.

Attachment's list:

- "Kitchen tent" layout plan
- Material data sheet

Varna, 17-02-2023

Dott. Ing. Hermann Leitner

**Entnahme der Messproben:**

Aus der Probe wurden 6 Messproben (je 5 x 4 cm<sup>2</sup>) zur Klimatisierung entnommen.

**Ergebnisse:**

Proben-Nr.	Probenbezeichnung	UVA in %	UVB in %	UPF-Mittelwert	UPF der Probe*
1	OXF250	0,9	< 0,1	786	> 50
2	OXF500	< 0,1	< 0,1	9301	> 50

\* Entsprechend der Norm ist bei einem UPF-Mittelwert größer als 50 nur ein „UPF > 50“ anzugeben.


Die Einzelwerte der Messung sind in der Anlage enthalten.

Beide Materialien weisen einen UPF > 50 auf.

Das o. g. Ergebnis bezieht sich aber nur auf das jeweilige Material selbst. Bei Sonnenschirmen kann das Licht, das von der Seite unter den Schirm fällt und das vom Boden reflektiert wird, nicht eingeschätzt werden.

Die Prüfergebnisse beziehen sich ausschließlich auf die Proben im Anlieferungszustand.

Ohne schriftliche Genehmigung der Prüfstelle darf der Bericht nicht auszugsweise vervielfältigt werden.



Dr. Ulrike Klobes  
Leiter der Prüfstelle



## ANALYSIS OF GAZEBOS ACCORDING TO EN1990 + EN1991-1-4

ZNG-107-DC105\_REV2\_ENG

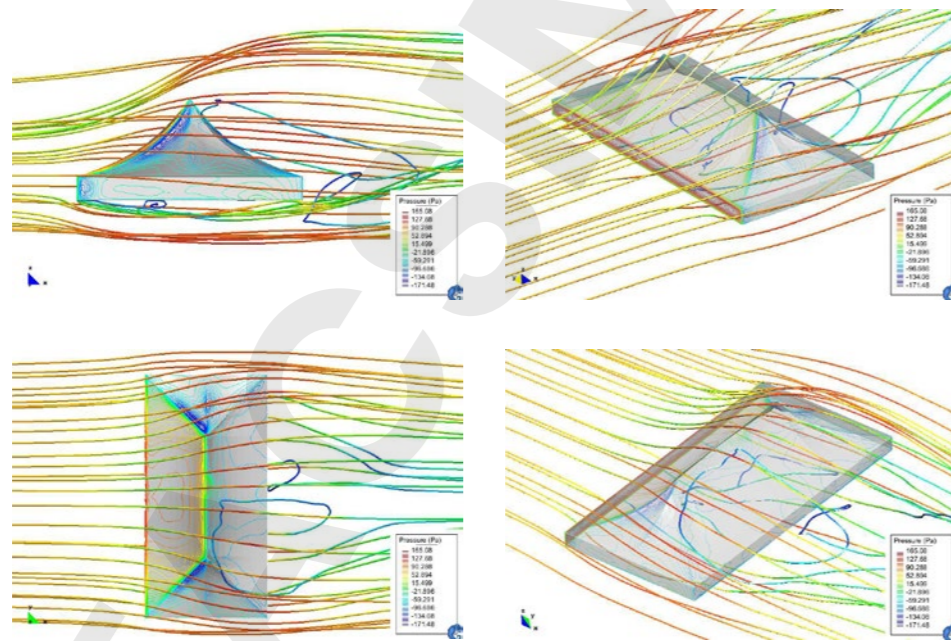
### 1 INTRODUCTION

The following document aims to study Mastertent S.p.A gazebos to define limit velocities for various counterweight configurations.

The limit velocities are to be considered as "3-sec gust" peak velocity measured at 2m height close to the gazebo.

The sliding stability of the gazebo is guaranteed below the limit velocity according to EN 1990 and EN 1991-1-4.

The main step of the analysis are shown in the following.



Note that the document does not cover the structural capacity check of the gazebos.

### 2 SAFETY ASSESSMENT

The hypotheses of the analytical model are modified slightly to be in accordance with EN 1990 and EN 1991-1-4 and cover a wider range of usage.

The basic hypotheses are:

1. De-stabilizing loads (wind) are multiplied by  $\gamma_Q = 1.5$  whereas stabilizing loads (self-weight + counterweight) are multiplied by  $\gamma_G = 0.9$ , in accordance to EN 1990
2. Wind exposition:
  - Obstructed wind flow ( $\phi = 1$ ), as shown in Figure 2, in accordance with EN 1991-1-4
  - Suction wind load as shown in Figure 3, in accordance to EN 1991-1-4
  - Force coefficients coherent with the above-mentioned hypotheses, as shown in Figure 4, in accordance to EN 1991-1-4
  - Two possible wind load angles:  $\theta=0^\circ$  and  $\theta=45^\circ$
3. In accordance with literature values, Static friction coefficient between steel and concrete = 0.3

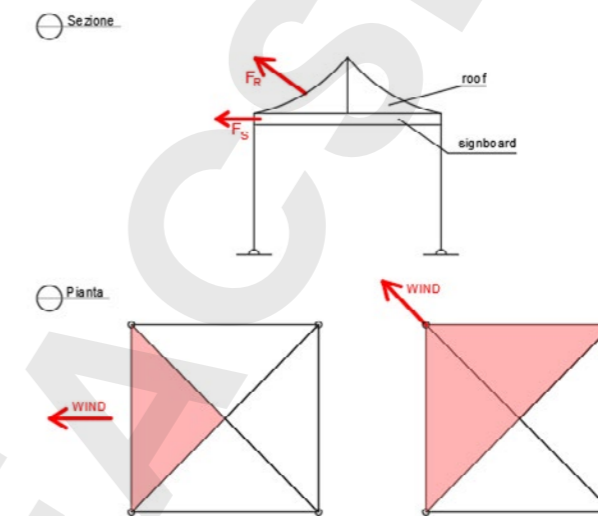


Figure 1 Force application

To define wind force coefficient, the gazebo roof is treated like a "dupitch roof", whereas the signboard is treated like a "signboard".

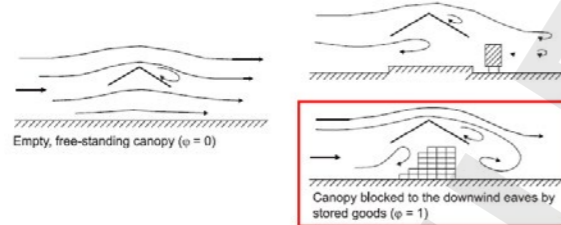


Figure 2 Wind flow (extracted by EN 1991-1-4)

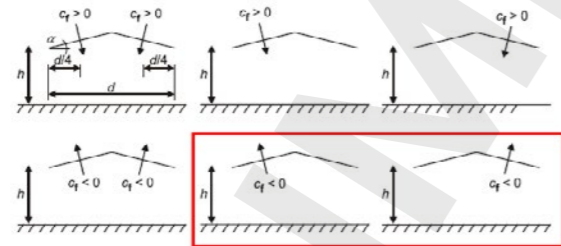


Figure 3 Wind load on dupitch roof (extracted by EN 1991-1-4)

Net pressure coefficients $c_{p,net}$						
Key plan						
Roof angle $\alpha$ [°]	Blockage $\phi$	Overall Force Coefficient $c_r$	Zone A	Zone B	Zone C	Zone D
+ 25	Maximum all $\phi$	+ 0,7	+ 1,2	+ 1,9	+ 1,6	+ 0,5
	Minimum $\phi = 0$	- 1,0	- 1,4	- 1,9	- 1,4	- 2,0
	Minimum $\phi = 1$	- 1,3	- 1,4	- 2,0	- 1,5	- 2,0
+ 30	Maximum all $\phi$	+ 0,9	+ 1,3	+ 1,9	+ 1,6	+ 0,7
	Minimum $\phi = 0$	- 1,0	- 1,4	- 1,9	- 1,4	- 2,0
	Minimum $\phi = 1$	- 1,3	- 1,4	- 1,8	- 1,4	- 2,0

NOTE + values indicate a net downward acting wind action  
 - values represent a net upward acting wind action

(1) For signboards separated from the ground by a height  $z_g$  greater than  $h/4$  (see Figure 7.21), the force coefficients are given by Expression (7.7):

$$c_r = 1,80 \quad (7.7)$$

Expression (7.7) is also applicable where  $z_g$  is less than  $h/4$  and  $b/h \leq 1$ .

Figure 4 Table of  $c_r$  (extracted by EN 1991-1-4)

### 3 FINAL RESULTS

The final results are reported in the following. They are in accordance with EN 1990 and EN 1991-4 and with the hypotheses of § 2.

The values of the velocities are "3-sec gust" peak velocities measured at 2m height close to the gazebo.

Moreover, for some models of gazebo are reported the value of tension in the tensioning straps for wind velocity of 60 – 100 km/h. These values are needed to design the tensioning straps and the anchors. Note that it is assumed that the tensioning straps are installed with an angle of 45° in both the horizontal and vertical plane and in correspondence of each of the legs of the gazebo.

S1

MODEL	VELOCITY			COUNTERWEIGHT kg	TENSION kg
	km/h	m/s	knots		
3x3	13.0	3.6	7.0	0	-
	28.8	8.0	15.5	28	-
	38.5	10.7	20.8	56	-
	46.2	12.8	24.9	84	-
	75.0	20.8	40.5	84	200
	100.0*	27.8	53.9	84	360
4x4	11.9	3.3	6.4	0	-
	22.8	6.3	12.3	28	-
	30.1	8.4	16.2	56	-
	35.9	10.0	19.4	84	-
	75.0	20.8	40.5	84	400
	100.0*	27.8	53.9	84	600
4,5x3	13.0	3.6	7.0	0	-
	25.1	7.0	13.5	28	-
	33.0	9.2	17.8	56	-
	39.4	11.0	21.2	84	-
	75.0	20.8	40.5	84	350
	100.0*	27.8	53.9	84	490
5x5	11.0	3.1	5.9	0	-
	18.2	5.1	9.8	28	-
	23.3	6.5	12.6	56	-
	27.5	7.6	14.8	84	-
	31.1	8.6	16.8	112	-
	60.0*	16.7	32.3	112	360
6x3	13.3	3.7	7.2	0	-
	26.6	7.4	14.4	28	-
	30.0	8.3	16.2	56	-
	42.2	11.7	22.8	84	-
	60.0*	16.7	32.3	84	110
	11.2	3.1	6.0	0	-
6x4	20.0	5.5	10.8	28	-
	25.9	7.2	13.9	56	-
	30.7	8.5	16.5	84	-
	60.0*	16.7	32.3	84	290
	11.5	3.2	6.2	0	-
	8x4	20.8	5.8	11.2	28
23.4		6.5	12.6	56	-
32.3		9.0	17.4	84	-
60.0*		16.7	32.3	84	350

\* do not use for higher velocities



S2

MODEL	VELOCITY			COUNTERWEIGHT kg	TENSION kg
	km/h	m/s	knots		
3x3	13.0	3.6	7.0	0	-
	28.8	8.0	15.5	28	-
	38.5	10.7	20.8	56	-
	46.2*	12.8	24.9	84	-
4,5x3	13.0	3.6	7.0	0	-
	25.1	7.0	13.5	28	-
	33.0	9.2	17.8	56	-
	39.4*	11.0	21.2	84	-
6x3	13.3	3.7	7.2	0	-
	26.6	7.4	14.4	28	-
	30.0	8.3	16.2	56	-
	42.2*	11.7	22.8	84	-

\* do not use for higher velocities

The reported values guarantee the sliding capacity of the gazebo, i.e. the value of the counterweight / strength of the anchors needed to satisfy the sliding check.

The structural check of the gazebo for the velocities of 60 – 100 km/h is out of the scope of this report and has not been tested during experimental test of 18/01/2019.

#### 4 CONCLUSIONS

The results shown in §3 are in accordance with the European structural codes EN 1990 and EN 1991-4.

The reported velocities are "3-sec gust" peak velocities measured at 2m height close to the gazebo.

In the analysis are considered:

- Safety factors according to the above-mentioned codes
- Variability of the wind direction
- Variability of the wind flow close to the gazebo
- Surface of ground made of dry concrete or dry asphalt

Owing to this, the results are valid for a wide range of utilization situations.

Using appropriate tensioning straps anchored to the ground it is possible, for some of the models, to resist to the sliding up to a wind velocity of 100 km/h.

It is underlined that **the anchors capacity has to be evaluated case by case** as a function of the type of anchors, deep of anchorage, material strength and type of anchoring ground.

The results are valid for gazebo without lateral cover.

The structural checks of the gazebo are out of the scope of this report.

## Static calculation

In accordance with EN 13782: Temporary structures - Tents - Safety

**OBJECT:** MASTERTENT folding tents according to DIN EN 13782  
with dimensions 3x3 m, 4.5x3 m, 6x3 m,  
4x4 m, 6x4 m, 8x4 m and 5x5 m.

**CLIENT:** ZINGERLE GROUP  
Via Foerche 7  
I-39040 Naz-Sciaves

**PLANNING:** ZINGERLE GROUP  
Via Foerche 7  
I-39040 Naz-Sciaves

**EXECUTION:** ZINGERLE GROUP  
Via Foerche 7  
I-39040 Naz-Sciaves

The calculation was made in September 2022 by the Strauch engineering office.

Groß-Gerau, 08.09.2022

  
 DIPLOM-INGENIEUR  
 WERNER STRAUCH

Dipl.-Ing. W. Strauch Engineers - Mainzer Str. 29 - D-64521 Groß-Gerau  
 tel. 06152/93030 - fax. 06152/930319  
 email: kontakt@ingenieur-strauch.de  
 website: www.ingenieur-strauch.de

Engineering office for consulting, planning, construction and statics in civil engineering  
 Partnership under civil law - place of jurisdiction is Groß-Gerau  
 Owner: Dipl.-Ing. (FH) Naser Vujčić - Dipl.-Ing. Werner Strauch

## GENERAL

The following static calculation deals with transportable folding gazebos with an aluminium construction of the company ZINGERLE GROUP, Via Foerche 7, I-39040 Naz-Sciaves.

The folding gazebos are intended for temporary use.

The following versions are available:

- 3x3 m, 4.5x3 m and 6x3 m, each with 2.40 m side height and 3.30 m overall height,
- 4x4 m, 6x4 m and 8x4 m, each with 2.55 m side height and 3.90 m overall height,
- 5x5 m with 2.65 m side height and 5.00 m overall height.

The main supporting element is a frame construction made of aluminium profiles. The horizontal cross beams and longitudinal beams are designed as foldable scissor beams. The cross beams and longitudinal beams support the ridge poles in the centre of the tent, thus forming a high point. The supporting structure is covered with a tent tarpaulin. The construction is braced laterally from the eaves points.

Profiles and detail points can be taken from the following static calculation. The main supporting elements are made of aluminium of the alloys EN AW-6060 T6 and EN AW-6063 T66.

The tent tarpaulin was not examined statically, but the tensile forces (tarpaulin tension) resulting from the tarpaulin were included in the calculation of the construction.

The anchoring of the frames is done via ballast. The ballast was defined according to DIN EN 13782. When erecting the tent, it must be ensured that the ground corresponds to the ground assumed in the static calculation. If locally worse values are available, appropriate measures must be agreed with the structural engineer.

Stresses on the structure as a result of assembly and disassembly were not examined in this static calculation and must be clarified in individual cases.

DIN EN 1090-2 must be observed in the manufacture of steel constructions, especially in the execution of welded constructions.

The structural analysis was carried out in accordance with the currently valid DIN regulations, in particular DIN EN 13782, DIN EN 1991-1 and DIN EN 1999-1-1.

## Results

Permissible wind load based on the tests.

### a) Open sidewalls

variant	necessary H-load [kN]	H-load achieved [kN]	utilisation	available safety	ballast per support (for v=80 km/h) [kN]	ballast per anchor point (for v=80 km/h) [kN]	specifications according to DIN EN 13782 (qp=0.30 kN/m <sup>2</sup> , v=80 km/h).
<b>3x3 m</b>	1.10	7.21	0.15	13.1	<b>0.84</b>	<b>1.60</b>	fulfilled
<b>4.5x3 m</b>	2.20	7.21	0.31	6.6	<b>0.84</b>	<b>2.40</b>	fulfilled
<b>6x3 m</b>	3.30	8.50	0.39	5.2	<b>0.84</b>	<b>5.10</b>	fulfilled
<b>4x4 m</b>	2.20	7.21	0.31	6.6	<b>0.84</b>	<b>2.40</b>	fulfilled
<b>6x4 m</b>	4.40	7.21	0.61	3.3	<b>0.84</b>	<b>7.10</b>	fulfilled
<b>8x4 m</b>	6.60	9.20	0.72	2.8	<b>0.84</b>	<b>11.20</b>	fulfilled
<b>5x5 m</b>	4.80	7.21	0.67	3.0	<b>0.84</b>	<b>8.10</b>	fulfilled

### b) Closed sidewalls

variant	necessary H-load [kN]	H-load achieved [kN]	utilisation	available safety	ballast per support (for v=80 km/h) [kN]	ballast per anchor point (for v=80 km/h) [kN]	specifications according to DIN EN 13782 (qp=0.30 kN/m <sup>2</sup> , v=80 km/h).
<b>3x3 m</b>	3.40	7.21	0.47	4.2	<b>0.84</b>	<b>5.00</b>	fulfilled
<b>4.5x3 m</b>	5.50	7.21	0.76	2.6	<b>0.84</b>	<b>9.40</b>	fulfilled
<b>6x3 m</b>	7.50	8.50	0.88	2.3	<b>0.84</b>	<b>11.00</b>	fulfilled
<b>4x4 m</b>	5.20	7.21	0.72	2.8	<b>0.84</b>	<b>9.00</b>	fulfilled
<b>6x4 m</b>	8.50	7.21	1.18	1.7	<b>0.84</b>	<b>11.50</b>	permissible qp=0.26 kN/m <sup>2</sup> (v=74 km/h)
<b>8x4 m</b>	11.90	9.20	1.29	1.5	<b>0.84</b>	<b>13.50</b>	permissible qp=0.26 kN/m <sup>2</sup> (v=74 km/h)
<b>5x5 m</b>	8.10	7.21	1.12	1.8	<b>0.84</b>	<b>11.50</b>	permissible qp=0.26 kN/m <sup>2</sup> (v=74 km/h)

Values printed in bold: Load from relevant variant 5x5 m.

Tents with dimensions smaller than 3x3 m (smallest dimension: 1.5x1.5 m) were not calculated and must be anchored like the 3x3 m variant.

### Example on the 3x3 m variant

#### PROFILES

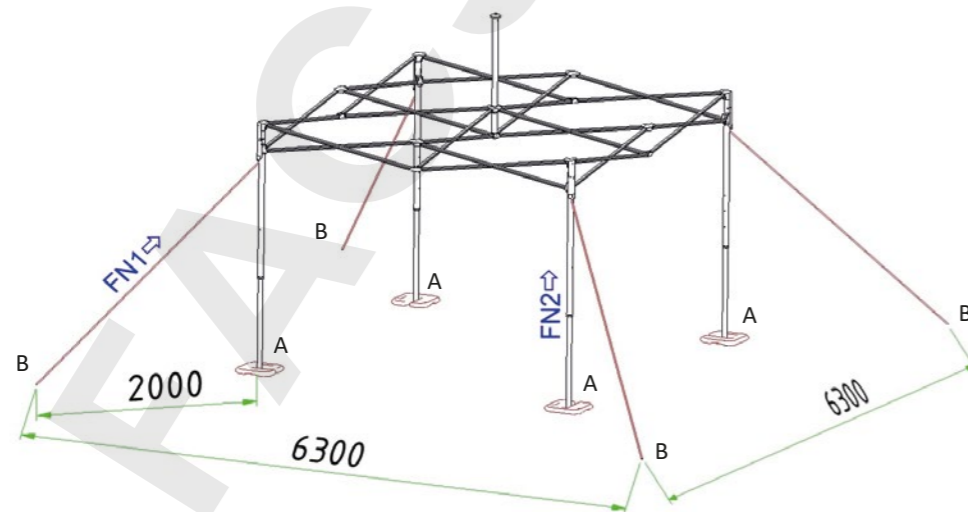
upright profile 43/43/2.5 EN AW-6060 T6  
 Foot Profile 35/35/1.5 EN AW-6060 T6  
 Stay Profile 30/15/2.8/0.8 EN AW-6063 T66  
 Ridge pole Profile 43/43/2.5 EN AW-6060 T6  
 Bracing Steel wire rope  $\varnothing$  10 mm, EN 12385-4, 6x19 M-FC 1770  
 alternatively truck tensioning belt (with sufficient load-bearing capacity)

#### ANCHORING WITH BALLAST

per support (A): 0.84 kN (84 kg)

per anchorage point (B):

	v = 80 km/h	v = 65 km/h	v = 50 km/h
closed	5.00 kN (500 kg)	3.40 kN (340 kg)	2.00 kN (200 kg)
open	1.60 kN (160 kg)	1.10 kN (110 kg)	0.70 kN (70 kg)



Dipl.-Ing. W. Strauch Engineers  
 Engineering office for consulting, planning, construction and statics in civil engineering  
 Mainzer Str. 29, D-64521 Groß-Gerau, tel. 06152/93030

## CERTIFICATE

No. 998-QMS-24

Hereby we certify that the Management System of

### ZINGERLE GROUP SPA

Via Foerche, 7 - 39040 - Naz-Sciaves (Bolzano, Italia)

#### Operating Offices:

Via Foerche, 7 - 39040 - Naz-Sciaves (Bolzano, Italia)

Is according to:  
 Quality Management Systems

### ISO 9001:2015

for the following scope:

Design and production of gazebos, banches and folding outdoor tables.

EA Code	First Issue Date	Date of modification	Certificate expiration date
EA 17	25/05/2021	20/05/2024	25/05/2027



For the Certification Body  
**SV Certification Sro**

*Gaetano Spera*  
 (Gaetano Spera CEO SV CERT.)

The validity of the certificate is subject to periodic annual surveillance and a complete review of the System every three years. The use and validity of this certificate are subject to compliance with the Certification Regulations of SV Certification..

SV CERTIFICATION Sro, HQ: Karadžičova 8A Bratislava  
 Mestská časť Ružinov 821 08 – SLOVAKIA  
 Info & Contact: svcertification.com – info@svgroupcert.ch





## V Test Report | FEM Analysis S1

### Tent leg profile:

Mastertent S1 (43 mm octagonal)

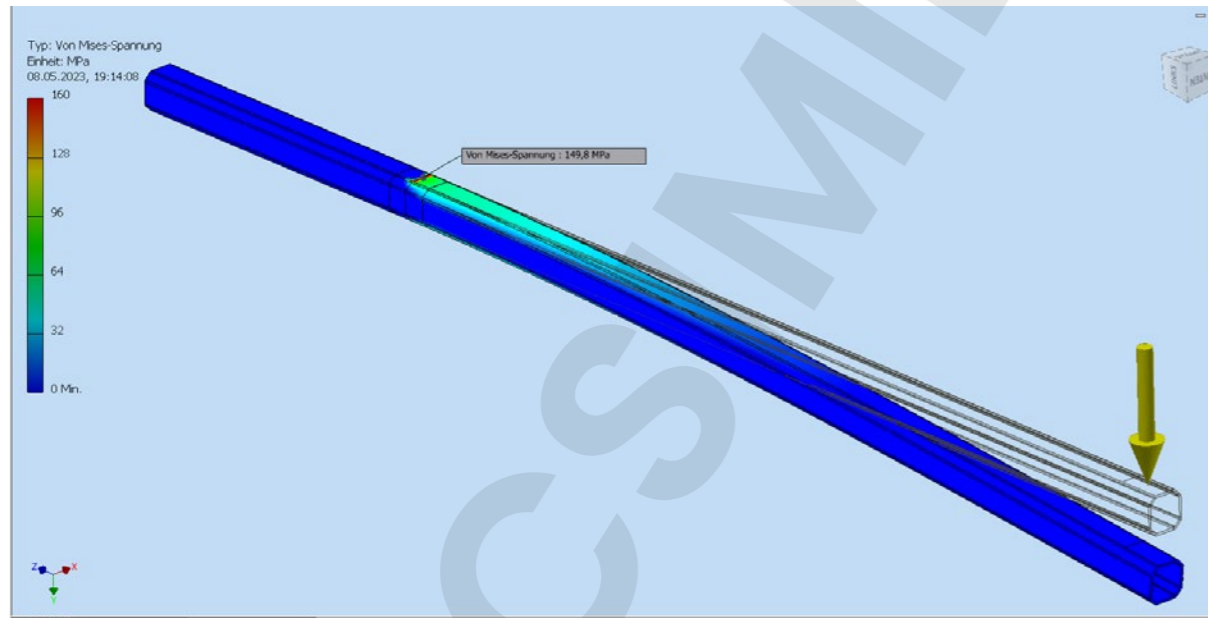
Clamp: top and bottom

Clamp length: 390 mm

Force = 300N (the profile only deforms at a load of more than 30.5 kg)

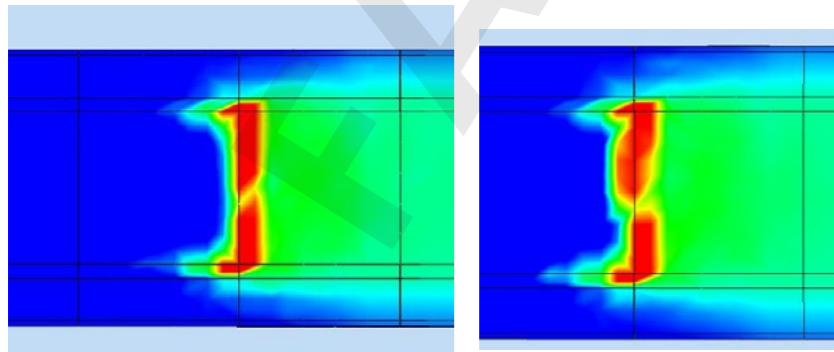
Yield strength = 149.8 N/mm<sup>2</sup>

Displacement at the very front = 7.2 mm



top

bottom



## V Test Report | FEM Analysis S2

### Tent leg profile:

Mastertent S2 (37 mm octagonal)

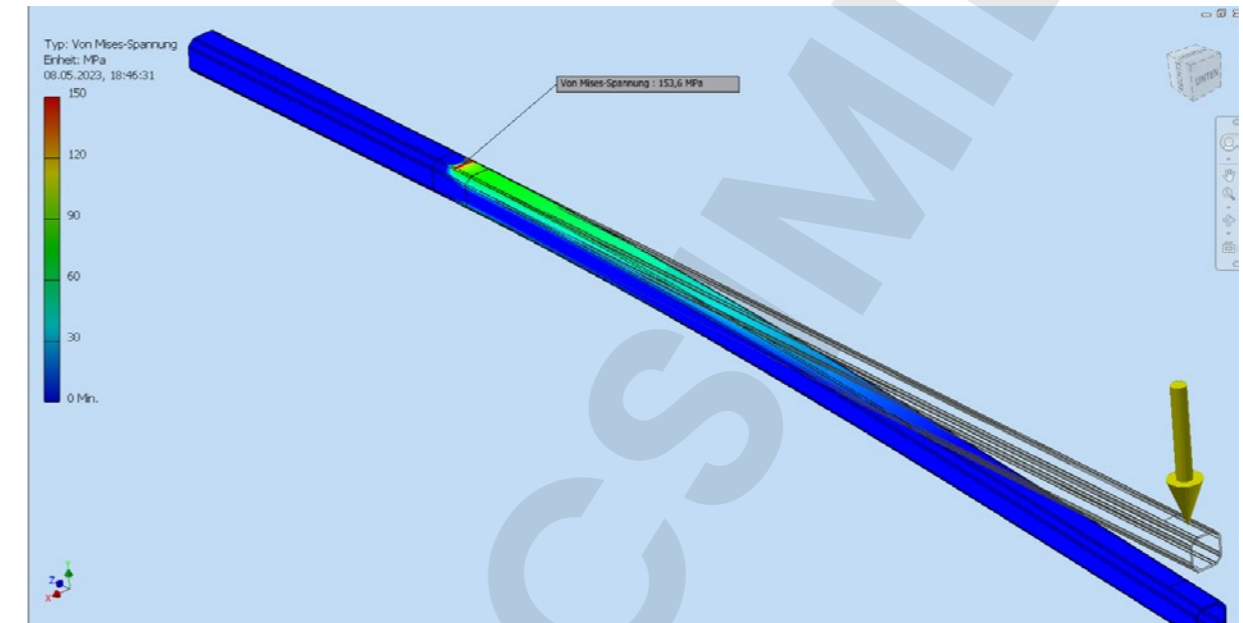
Clamp: top and bottom

Clamp length: 390 mm

Force = 210N (the profile only deforms at a load of more than 21.4 kg)

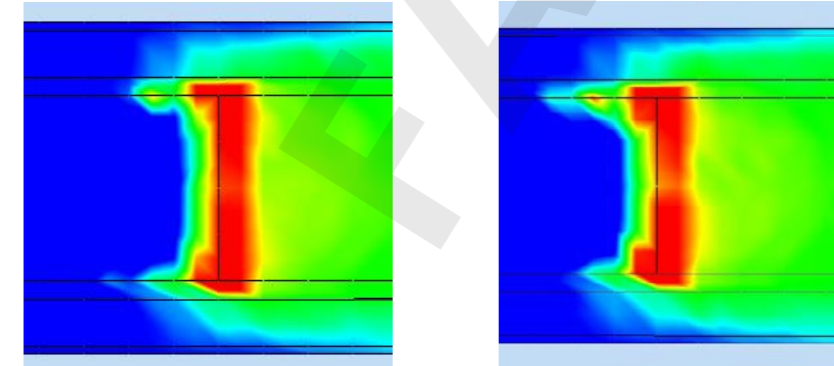
Yield strength = 153.6 N/mm<sup>2</sup>

Displacement at the very front = 9.8 mm



top

bottom





Bauaufsichtlich anerkannte Prüf-, Überwachungs- und Zertifizierungsstelle  
 Prüfstelle für Feuerlöschmittel und -geräte  
 DIN EN ISO/IEC 17025 D-PL-17819-01-00  
 DIN EN ISO/IEC 17065 D-ZE-17819-01-00  
 DIN EN ISO/IEC 17020 D-IS-17819-01-00  
 ZLS-GS-0130  
 Notified Body no. 0767



**Prüfzeugnis**  
*Test certificate*

**Nr./No. 20201103/01.1**

Auftraggeber:  
 Sponsor: ZINGERLE GROUP AG  
 Förche 7  
 39040 Natz-Schabs; Italien

Hersteller:  
 Manufacturer:

Produktname:  
 Product name: Firelock

Inhalt:  
 Content: Prüfung des Brandverhaltens nach DIN 4102-1:1998-05 zum Nachweis der Baustoffklasse B1  
*reaction to fire test acc. to DIN 4102-1:1998-05 to the proof of the building material class B1*

Erstellt von:  
 Prepared by: MPA Dresden GmbH  
 Fuchsmühlenweg 6 F  
 09599 Freiberg; Deutschland

Akkreditierte Prüfstelle nach DIN EN ISO/IEC 17025  
 Accredited testing laboratory acc. to DIN EN ISO/IEC 17025  
 D-PL-17819-01-00

Ausgabe/Datum:  
 Issue/date: 1. Ausgabe vom 04.11.2020  
 First issue dated 2020-11-04

Berichtsumfang:  
 This report comprises: 10 Seiten und 1 Anlage  
 10 pages and 1 annex

Hinweis:  
 Information: Dieses Prüfzeugnis wurde zweisprachig (deutsch/englisch) erstellt. In Zweifelsfällen ist der deutsche Wortlaut maßgeblich.  
*The test certificate is produced bilingual (German and English). In case of doubt the German wording is valid.*

Eine auszugsweise Vervielfältigung und Veröffentlichung von Berichten bedarf in jedem Einzelfalle der schriftlichen Genehmigung der MPA Dresden GmbH. Die einzelnen Blätter sind mit dem Firmenstempel der MPA Dresden GmbH versehen.  
*The reproduction and publication of extracts of the report requires the written authorisation of MPA Dresden GmbH in each individual case. Every page is stamped with the seal of the MPA Dresden GmbH.*

MPA Dresden GmbH  
 Fuchsmühlenweg 6F  
 09599 Freiberg  
 www.mpa-dresden.de  
 Geschäftsführer: Thomas Hübler  
 Tel. +49(0)3731-20393-0  
 Fax +49(0)3731-20393110  
 E-Mail info@mpa-dresden.de  
 Amtsgericht Chemnitz HRB 28268  
 Steuernummer: 220/114/03364  
 USt-IdNr. DE291271296  
 Sparkasse Mittelsachsen  
 Poststraße 1a  
 09599 Freiberg  
 IBAN DE68 870520003115024672  
 BIC MEF1333

1/2

EXCERPT

Prüfzeugnis Nr. (test certificate no.) 20201103/01.1 vom (dated) 04.11.2020

**1 Allgemeines**  
**General information**

Produktname:  
 Product name: Firelock

Prüfungsumfang:  
 Extent of testing: Prüfung des Brandverhaltens nach DIN 4102-1:1998-05<sup>1</sup> Abschnitt 6.1  
*Reaction to fire test acc. DIN 4102-1:1998-05<sup>1</sup> paragraph 6.1*

Prüfungsgrundlagen:  
 Test basis: - DIN 4102-1:1998-05  
 - DIN 4102-15:1990-05<sup>2</sup> und/and DIN 4102-16:2015-09<sup>3</sup>  
 - Zulassungsgrundsätze für den Nachweis der Schwerentflammbarkeit von Baustoffen (Baustoffklasse B1 nach DIN 4102-1:1998-05) in der zur Zeit gültigen Fassung  
*Principles of permission for the proof of the flame-retardance from building materials (building material class B1 according to DIN 4102-1:1998-05) in the at present valid version*

**5 Beurteilung**  
**Evaluation**

Alle Proben bestanden die Brennkastenprüfung nach DIN 4102-1:1998-05 Abschnitt 6.2 für die Baustoffklasse B2.  
*All samples passed the "small flame test" acc. to DIN 4102-1:1998-05 section 6.2 for the building material class B2.*

Die Brandschachtprüfung nach DIN 4102-1:1998-05 Abschnitt 6.1.2.2 wurde von den Proben bestanden. Auf die Durchführung weiterer Versuche wurde verzichtet, da die Restlänge bei allen Proben > 45 cm betrug.  
*The "Brandschachtprüfung" acc. to DIN 4102-1:1998-05 sec. 6.1.2.2 was existed by the samples. Further tests were not made because the remaining length for all samples was > 45 cm.*

Es fielen keine Probenteile brennend ab. Damit gilt das Produkt nach DIN 4102-1:1998-05 und DIN 4102-16:2015-09 als nicht brennend abtropfend.  
*Sloping parts were not burning. The material is regarded as not burning dripping off according to DIN 4102-1:1998-05 and DIN 4102-16:2015-09.*

Damit genügt der in den Abschnitten 1 und 2 beschriebene Baustoff den Anforderungen an schwerentflammbare Baustoffe der Baustoffklasse B1 nach DIN 4102-1:1998-05.  
*Thus the building material described in the sections 1 and 2 is sufficient for the requirements to flame resistant building materials of the building material class B1 according to DIN 4102-1:1998-05.*

Freiberg, den 04.11.2020

*i.v. A. Meißner*  
 Dr.-Ing. A. Meißner  
 Prüfstellenleiter Brandschutz  
 Laboratory Manager



*T. Großer*  
 Dipl.-Ing. T. Großer  
 Prüflingenieur  
 Test Engineer

2/2


EXCERPT



V Certificate | IEC Radiant Heater

		Ref. Certif. No. <b>PL1-369</b>
IEC SYSTEM FOR MUTUAL RECOGNITION OF TEST CERTIFICATES FOR ELECTRICAL EQUIPMENT (IECEE) CB SCHEME SYSTEME CEI D'ACCEPTATION MUTUELLE DE CERTIFICATS D'ESSAIS DES EQUIPEMENTS ELECTRIQUES (IECEE) METHODE OC		
<b>CB TEST CERTIFICATE CERTIFICAT D'ESSAI OC</b>		
Product Produit	Radiant heater	
Name and address of the applicant Nom et adresse du demandeur	TEO TERM Andrzej i Danuta Wrońscy Sp. j. ul. Wróbla 13, 05-807 Podkowa Leśna, Poland.	
Name and address of the manufacturer Nom et adresse du fabricant	BURDA Worldwide Technologies GmbH Rudolf-Diesel-Str. 18, D-65760 Eschborn, Germany.	
Name and address of the factory Nom et adresse de l'usine	TEO TERM Andrzej i Danuta Wrońscy Sp. j. ul. Wiejska 2D, 05-805 Otrębusy, Poland. <input type="checkbox"/> Additional Information on page 2	
<small>Note: When more than one factory, please report on page 2                  Note: Lorsque il y a plus d'une usine, veuillez utiliser la 2<sup>ème</sup> page</small>		
Ratings and principal characteristics Valeurs nominales et caractéristiques principales	230V~; 50Hz; 1000W; 1500W; 1650W; 2000W; IP24; IP44; IP67; class I	
Trademark (if any) Marque de fabrique (si elle existe)	BURDA	
Type of Manufacturer's Testing Laboratories used Type de programme du laboratoire d'essais constructeur		
Model / Type Ref. Ref. De type	See page 2	
Additional information (if necessary may also be reported on page 2) Les informations complémentaires (si nécessaire, peuvent être indiqués sur la 2 <sup>ème</sup> page	<input checked="" type="checkbox"/> Additional Information on page 2	
A sample of the product was tested and found to be in conformity with Un échantillon de ce produit a été essayé et a été considéré conforme à la	IEC 60335-1:2010+A1:2013 IEC 60335-2-30:2009	Ed. 5 Ed. 5
As shown in the Test Report Ref. No. which forms part of this Certificate Comme indiqué dans le Rapport d'essais numéro de référence qui constitue partie de ce Certificat	BW/95/2015	
This CB Test Certificate is issued by the National Certification Body Ce Certificat d'essai OC est établi par l'Organisme National de Certification		
PCBC S.A.		
Date: October 21, 2015	Signature: Michał Pachowski	

1/2

		Ref. Certif. No. <b>PL1-369</b>																						
<table border="1"> <thead> <tr> <th>Model</th> <th>Ratings and principal characteristics</th> </tr> </thead> <tbody> <tr> <td>URCA 100V; URCA 100VH; RCA 100; RCA 100H; URCAC 100V; URCAC 100VH; RCAC 100; RCAC 100H</td> <td>230V~; 50Hz; 1000W; IP67; class I</td> </tr> <tr> <td>URCA 150V; URCA 150VH; RCAS 150V; URCAC 150V; URCAC 150VH; RCACS 150V</td> <td>230V~; 50Hz; 1500W; IP67; class I</td> </tr> <tr> <td>URCA 165V; URCA 165VH; RCA 165; RCA 165H; URCAC 165V; URCAC 165VH; RCAC 165; RCAC 165H</td> <td>230V~; 50Hz; 1650W; IP67; class I</td> </tr> <tr> <td>URCA 200V; URCA 200VH; RCA 200V; RCA 200VH; RCAS 200V; URCAC 200V; URCAC 200VH; RCAC 200V; RCAC 200VH; RCACS 200V; PC URCA 200V; PC2 URCA 200V; PC URCAC 200V; PC2 URCAC 200V</td> <td>230V~; 50Hz; 2000W; IP67; class I</td> </tr> <tr> <td>URCA 01044V; URCA 01044VH; URCACS 01044V; URCACS 01044VH</td> <td>230V~; 50Hz; 1000W; IP44; class I</td> </tr> <tr> <td>URCA 01544V; URCA 01544VH; URCACS 01544V; URCACS 01544VH</td> <td>230V~; 50Hz; 1500W; IP44; class I</td> </tr> <tr> <td>URCA 02044V; URCA 02044VH; URCACS 02044V; URCACS 02044VH</td> <td>230V~; 50Hz; 2000W; IP44; class I</td> </tr> <tr> <td>URCA 01024V; URCA 01024VH</td> <td>230V~; 50Hz; 1000W; IP24; class I</td> </tr> <tr> <td>URCA 01524V; URCA 01524VH</td> <td>230V~; 50Hz; 1500W; IP24; class I</td> </tr> <tr> <td>URCA 02024V; URCA 02024VH</td> <td>230V~; 50Hz; 2000W; IP24; class I</td> </tr> </tbody> </table>			Model	Ratings and principal characteristics	URCA 100V; URCA 100VH; RCA 100; RCA 100H; URCAC 100V; URCAC 100VH; RCAC 100; RCAC 100H	230V~; 50Hz; 1000W; IP67; class I	URCA 150V; URCA 150VH; RCAS 150V; URCAC 150V; URCAC 150VH; RCACS 150V	230V~; 50Hz; 1500W; IP67; class I	URCA 165V; URCA 165VH; RCA 165; RCA 165H; URCAC 165V; URCAC 165VH; RCAC 165; RCAC 165H	230V~; 50Hz; 1650W; IP67; class I	URCA 200V; URCA 200VH; RCA 200V; RCA 200VH; RCAS 200V; URCAC 200V; URCAC 200VH; RCAC 200V; RCAC 200VH; RCACS 200V; PC URCA 200V; PC2 URCA 200V; PC URCAC 200V; PC2 URCAC 200V	230V~; 50Hz; 2000W; IP67; class I	URCA 01044V; URCA 01044VH; URCACS 01044V; URCACS 01044VH	230V~; 50Hz; 1000W; IP44; class I	URCA 01544V; URCA 01544VH; URCACS 01544V; URCACS 01544VH	230V~; 50Hz; 1500W; IP44; class I	URCA 02044V; URCA 02044VH; URCACS 02044V; URCACS 02044VH	230V~; 50Hz; 2000W; IP44; class I	URCA 01024V; URCA 01024VH	230V~; 50Hz; 1000W; IP24; class I	URCA 01524V; URCA 01524VH	230V~; 50Hz; 1500W; IP24; class I	URCA 02024V; URCA 02024VH	230V~; 50Hz; 2000W; IP24; class I
Model	Ratings and principal characteristics																							
URCA 100V; URCA 100VH; RCA 100; RCA 100H; URCAC 100V; URCAC 100VH; RCAC 100; RCAC 100H	230V~; 50Hz; 1000W; IP67; class I																							
URCA 150V; URCA 150VH; RCAS 150V; URCAC 150V; URCAC 150VH; RCACS 150V	230V~; 50Hz; 1500W; IP67; class I																							
URCA 165V; URCA 165VH; RCA 165; RCA 165H; URCAC 165V; URCAC 165VH; RCAC 165; RCAC 165H	230V~; 50Hz; 1650W; IP67; class I																							
URCA 200V; URCA 200VH; RCA 200V; RCA 200VH; RCAS 200V; URCAC 200V; URCAC 200VH; RCAC 200V; RCAC 200VH; RCACS 200V; PC URCA 200V; PC2 URCA 200V; PC URCAC 200V; PC2 URCAC 200V	230V~; 50Hz; 2000W; IP67; class I																							
URCA 01044V; URCA 01044VH; URCACS 01044V; URCACS 01044VH	230V~; 50Hz; 1000W; IP44; class I																							
URCA 01544V; URCA 01544VH; URCACS 01544V; URCACS 01544VH	230V~; 50Hz; 1500W; IP44; class I																							
URCA 02044V; URCA 02044VH; URCACS 02044V; URCACS 02044VH	230V~; 50Hz; 2000W; IP44; class I																							
URCA 01024V; URCA 01024VH	230V~; 50Hz; 1000W; IP24; class I																							
URCA 01524V; URCA 01524VH	230V~; 50Hz; 1500W; IP24; class I																							
URCA 02024V; URCA 02024VH	230V~; 50Hz; 2000W; IP24; class I																							
Additional information (if necessary) Information complémentaire (si nécessaire)																								
Date: October 21, 2015																								
Signature: Michał Pachowski																								

2/2



Elektro Plaickner GmbH  
Julius-Durst-Straße 66  
Industriezone (KAMPAN)  
I-39042 Brixen

Tel. +39 0472 068311  
Fax +39 0472 069 638  
www.elektro-plaickner.it  
info@elektro-plaickner.it



Elektro Plaickner Srl  
Via Julius Durst, 66  
Zona Industriale (KAMPAN)  
39042 Bressanone (BZ)

**BERICHT ÜBER DIE TYPOLOGIE DES VERWENDETEN MATERIALS  
RELAZIONE SULLA TIPOLOGIA DEGLI MATERIALI USATI**

Anlage (schematische Beschreibung):  
Cliente/Risorsa:

**BELEUCHTUNG FALTZELTE**

Der unterfertigte Plaickner Martin gesetzlicher Vertreter der Firma Elektro Plaickner GmbH  
Il sottoscritto Plaickner Martin rappresentante legale della società Elektro Plaickner Srl

erklärt  
dichiara

- dass das folgende Material verwendet wurde:
- che stato usato il seguente materiale :

Beleuchtung: illuminazione: DANIELLA - DELUX  
Verschiedenes Material: Materiale vario:

Die installierten elektrischen Komponenten sind konform laut den Artikeln 5 und 6 des MD 37/08 nach den Regeln der Kunst.

I componenti elettrici installati nell'impianto sono conformi a quanto previsto dagli articoli 5 e 6 del DM 37/08 in materia di regola dell'arte.

- CE-Kennzeichnung/Marcatura CE
- Marke IMQ (oder andere UE-Marken)/Marchio IMQ (o altri marchi UE)

Datum/data: 17.06.2021

ELEKTRO PLAICKNER GMBH-SRL  
Julius Durst Str. 66 - Via Julius Durst 66  
39042 BRIXEN (BZ) - BRESSANONE (BZ)  
Tel. 0472 068311 - Fax 0472 069638  
Mwst. Nr. - P. IVA 04652810462

(Firmenstempel und Unterschrift)

ERKLÄRT - DICHIARA					
eigenverantwortlich, dass die Anlage gemäß Artikel 11 der Durchführungsverordnung zur Handwerksordnung fachgerecht ausgeführt wurde, und zwar unter Berücksichtigung der für das Gebäude vorgesehenen Bedingungen und Nutzung, wobei insbesondere					
sotto la propria responsabilità, che l'impianto è stato realizzato in modo conforme alla regola dell'arte, secondo quanto previsto dall'articolo 11 del regolamento di esecuzione dell'ordinamento dell'artigianato, tenuto conto delle condizioni d'esercizio degli usi a cui è destinato l'edificio, avendo in particolare:					
<input type="checkbox"/>	das gemäß Art. 10 der Durchführungsverordnung zur Handwerksordnung ausgearbeitete Projekt folgender Firma eingehalten wurde: (3) rispettato il progetto redatto dalla ditta ai sensi dell'art. 10 del regolamento di esecuzione dell'ordinamento dell'artigianato:				
<input checked="" type="checkbox"/>	die anzuwendenden technischen Vorschriften eingehalten wurden (4) CEI 64/8 seguito la normativa tecnica applicabile all'impiego				
<input checked="" type="checkbox"/>	Bauteile und Materialien verwendet wurden, die für den Installationsort geeignet sind (Artikel 10 und 11 der Durchführungsverordnung zur Handwerksordnung) installato componenti e materiali adatti al luogo d'installazione (artt. 10 e 11 del regolamento di esecuzione dell'ordinamento dell'artigianato)				
<input checked="" type="checkbox"/>	eine positive Sicherheits- und Funktionsprüfung der Anlage gemäß den einschlägigen Rechtsvorschriften erfolgt ist controllato l'impianto ai fini della sicurezza e della funzionalità con esito positivo, avendo eseguito le verifiche richieste dalle norme e dalle disposizioni di legge				
Pflichtanlagen - Allegati obbligatori					
<input type="checkbox"/>	Projekt eines befähigten Technikers gemäß Art. 10 und 12 der Durchführungsverordnung zur Handwerksordnung (5) Progetto di un tecnico abilitato ai sensi degli artt. 10 e 12 del regolamento di esecuzione dell'ordinamento dell'artigianato				
<input checked="" type="checkbox"/>	Technischer Bericht über die verwendeten Materialien (6) Relazione tecnica delle tipologie di materiali utilizzati				
<input type="checkbox"/>	Skizze der realisierten Anlage (7) schema di impianto realizzato				
<input type="checkbox"/>	Vorhergehende Konformitätserklärungen, die sich auf die ganze Anlage oder auf Teile davon beziehen (8) Dichiarazioni di conformità precedenti o parziali già esistenti				
Fakultative Anlagen - Allegati facoltativi					
Die Anlage hat einen maximale Anschlussleistung von 100 KW (380V+N)					
<input type="checkbox"/>	L'impianto ha una massima potenza elettrica massima impegnabile di 100 KW (380V+N)				
<input type="checkbox"/>					
Der/Die Erklärende haftet nicht für Personen- und Sachschäden, die durch falsche Handhabung der Anlage von Seiten Dritter oder durch mangelhafte Wartung oder Reparatur verursacht werden.	Il/La dichiarante declina ogni responsabilità per sinistri a persone o a cose derivanti da manomissioni dell'impianto da parte di terzi ovvero da carenze di manutenzione o riparazione.				
	<table border="1"> <tr> <td> <p>ELEKTRO PLAICKNER GMBH-SRL Julius Durst Str. 66 - Via Julius Durst 66 39042 BRIXEN (BZ) - BRESSANONE (BZ) Tel. 0472 068311 - Fax 0472 069638 Mwst. Nr. - P. IVA 04652810462</p> </td> <td> <p>ELEKTRO PLAICKNER GMBH-SRL Julius Durst Str. 66 - Via Julius Durst 66 39042 BRIXEN (BZ) - BRESSANONE (BZ) Tel. 0472 068311 - Fax 0472 069638 Mwst. Nr. - P. IVA 04652810462</p> </td> </tr> <tr> <td> <p>Stempel und Unterschrift des technisch Verantwortlichen Timbro e firma del responsabile tecnico</p> </td> <td> <p>Stempel und Unterschrift des/der Erklärenden Timbro e firma del/della dichiarante</p> </td> </tr> </table>	<p>ELEKTRO PLAICKNER GMBH-SRL Julius Durst Str. 66 - Via Julius Durst 66 39042 BRIXEN (BZ) - BRESSANONE (BZ) Tel. 0472 068311 - Fax 0472 069638 Mwst. Nr. - P. IVA 04652810462</p>	<p>ELEKTRO PLAICKNER GMBH-SRL Julius Durst Str. 66 - Via Julius Durst 66 39042 BRIXEN (BZ) - BRESSANONE (BZ) Tel. 0472 068311 - Fax 0472 069638 Mwst. Nr. - P. IVA 04652810462</p>	<p>Stempel und Unterschrift des technisch Verantwortlichen Timbro e firma del responsabile tecnico</p>	<p>Stempel und Unterschrift des/der Erklärenden Timbro e firma del/della dichiarante</p>
<p>ELEKTRO PLAICKNER GMBH-SRL Julius Durst Str. 66 - Via Julius Durst 66 39042 BRIXEN (BZ) - BRESSANONE (BZ) Tel. 0472 068311 - Fax 0472 069638 Mwst. Nr. - P. IVA 04652810462</p>	<p>ELEKTRO PLAICKNER GMBH-SRL Julius Durst Str. 66 - Via Julius Durst 66 39042 BRIXEN (BZ) - BRESSANONE (BZ) Tel. 0472 068311 - Fax 0472 069638 Mwst. Nr. - P. IVA 04652810462</p>				
<p>Stempel und Unterschrift des technisch Verantwortlichen Timbro e firma del responsabile tecnico</p>	<p>Stempel und Unterschrift des/der Erklärenden Timbro e firma del/della dichiarante</p>				
Datum 17.06.2021 Data	Für interne technische Büros: der gesetzliche Vertreter des Unternehmens Per uffici tecnici interni: il legale rappresentante dell'impresa				



## TEST REPORT No. AI19-0035780-01

### EMISSION AND IMMUNITY TESTS

performed in accordance with

- EN 61000-3-2:2014
- EN 61000-3-3:2013
- EN 61547:2009
- EN 55015:2013+A1:2015

<b>PRODUCT</b>	LED LINEAR LIGHT
<b>MODEL TESTED</b>	SWA1811
<b>SERIES</b>	/
<b>TRADE MARK</b>	MASTERTENT
<b>APPLICANT</b>	ZINGERLE S.P.A. - VIA FORCHE 7 - I-39040 NAZ SCIAVES (BZ)

Tested by	Foschi R. <i>[Laboratory technician]</i>	<i>Rosario Foschi</i> Foschi R. 24/06/2019 9:33 AM
Approved by	Di Turi G. <i>[Laboratory manager]</i>	<i>Giovanni Di Turi</i>

#### Revision Sheet

Release No.	Date	Revision Description
Rev. 0	2019-06-21	First edition Digital signed_AI19-0035780-01_TR_EMC_ZINGERLE_LED linear light_SWA1811

The results of tests and checks reported in this Test Report refer exclusively to the samples tested and described in the Report itself.  
This Report shall not be reproduced partially without the written approval of IMQ S.p.A..



### Chemical property in %

Alloy 6060	Cu max	Fe max	Mg	Si	Mn max	Zn max	Ti max	Cr max	Al
<b>Theoretical results</b>	- 0,10	- 0,35	0,45 0,38-0,5	0,45 0,38-0,5	- 0,1	- 0,1	0,10	0,10	rest

### Physical property

<b>Density:</b> 2,70 kg/dm <sup>3</sup> <b>Melting temperature:</b> 600 °C <b>Specific heat with 100 °C:</b> 0,22 cal/g-1°C-1 <b>Caloric conductivity with 20 °C</b> <b>O:</b> 0,42 cal/sec cm °C  <b>Ideal to anodize</b>	<b>Coefficient of linear expansion:</b> 20 bis 100 °C 23 . 10 <sup>-6</sup> -°C <sup>-1</sup> 20 bis 200 °C 24 . 10 <sup>-6</sup> -°C <sup>-1</sup> 20 bis 300 °C 25 . 10 <sup>-6</sup> -°C <sup>-1</sup> <b>Specific electrical resistance with 20 °C:</b> T6:3,25 μ W cm <b>Elasticated module:</b> 6700 Kg/mm <sup>2</sup>
--	---

### Aluminium alloy by extrusion

Physical state	O	F	T1	T5	T6
<b>Mechanical properties</b>	90-140	120-180	140-180	190-260	210-270
Tensile strength R n/mm <sup>2</sup>					
Yield strength n/mm <sup>2</sup>	50-80	70-120	80-140	150-210	170-230
Elongation in %	20-30	16-25	16-20	11-18	12-18
<b>Physical properties</b>	23 x 10 x K1				
Linear thermal expansion coefficient 20-100°C					
Electrical resistivity at 20°C	3.14				3.25
Thermal conductivity at 20°C cal/sec cm°C	0.50				0.42
Specific weight kg/dm <sup>3</sup>	2.70				
Brinell hardness HB kg/mm <sup>2</sup>	Max 40	Max 40	35	55	60

## V Data Sheet | Pirontex®

### Pirontex®

<b>Yarn count</b>	2 x 300D = 600D (double spun)	
<b>Weight</b>	255 g/m <sup>2</sup>	
<b>Density</b>	80 (warp) x 60 (weft) per inch <sup>2</sup>	
<b>Finishing</b>	PU colour 3x, ANTI-UV	
<b>Elongation</b> (EN 53360)	6 % permanent elongation	
<b>Highest traction</b> (ISO 13934-1:1999 - Mean value from five levels each)	warp	2.120 N
	weft	1.630 N
<b>Bending strength</b> (DIN EN ISO 32100)	without UV exposure: cracking after 100.000 folds	
	with UV exposure: cracking after 31.500 folds	
<b>Water column</b> (DIN EN 20811)	5.000 mm	
<b>Light fastness</b>	dyed thread	
	(DIN EN ISO 105-B02)	bluescale: 7-8 (von max. 8)
	(DIN EN ISO 105-A02)	greyscale: 4,5 (of max. 5)
<b>Coating</b>	nano coating: water, oil and dirt repellent	
<b>Fire protection class</b> (DIN EN 13501-1: 2018)	B - s1, d0 (difficult to ignite)	

## V Data Sheet | Oxford 500D vs. Oxford 250D

### Oxford 500D

### Oxford 250D

500D			250D		
220 g/m <sup>2</sup>			160 g/m <sup>2</sup>		
46 (warp) x 36 (weft) per inch <sup>2</sup>			54 (warp) x 45 (weft) per inch <sup>2</sup>		
PU colour 3x, ANTI-UV			PU colour 3x, ANTI-UV		
9,4 % permanent elongation			11,2 % permanent elongation		
warp	2.030 N		warp	1.198N	
weft	1.577 N		weft	815 N	
without UV exposure: cracking after 20.000 folds			without UV exposure: cracking after 15.000 folds		
with UV exposure: cracking after 8.000 folds			with UV exposure: cracking after 6.000 folds		
1.600 mm			2.000 mm		
dyed fabric			dyed fabric		
bluescale: 4,5-6,5 (of max. 8)			bluescale: 4,5-6,5 (of max. 8)		
greyscale: 3,5 (of max. 5)			greyscale: 3,5 (of max. 5)		
water repellent			water repellent		
B - s1, d0 (difficult to ignite)			B - s1, d0 (difficult to ignite)		

### Production Process Pirontex®



50% less  
energy consumption



60% less  
CO<sub>2</sub> emissions



80% less  
water consumption

## ▼ Data Sheet | Cristal 0,5 mm FR M2

Description	Norm	Values	U.M.M		Tolerances
Composition		100*	%	PVC	
Softness		44 PHR			
Thickness		0,5	mm		+/- 0,02
Weight		650	gr/m2		+/- 5%
French norm	NF P 92-507:2004	M2			
Width		140	cm		+/- 1
Tensile strength	ASTM D882	≥ 30	N/mm <sup>2</sup>	Warp	
		≥ 28	N/mm <sup>2</sup>	Weft	
Elongation at Break	ASTM D882	≥ 300	%	Warp	
		≥ 300	%	Weft	
Tear strength	ASTM D1004-91A	≥ 91	N/mm	Warp	
		≥ 87	N/mm	Weft	
		REACH - ROHS			

All values are given for information only.

## ▼ Data Sheet | Flag Fabric

# Georg+Otto Friedrich


EUROPAS GROSSE WIRKWARENPRODUZENTEN

### Product 8029FLBF

Taft aus Wirkware

#### Technical data

Indication:	PES-KNITTED-TAFFETA
Field of application:	decoration, pennants, fan merchandise
Material:	100 % Polyester
Weight:	70 g/m <sup>2</sup> (± 5 %)
Stock widths:	310 cm
Remarks:	with flame retardant finishing, with INKTeX+BF® finishing for inkjet-direct printing



#### Product Features



#### Information and Downloads

- Certificate for the quality management system according DIN EN ISO 9001:2015.
- General considerations regarding further processing of fabrics for digital printing.
- DIN 4102 B1-certification for PES-Fahnenstoff with INKTeX+FL treatment.
- DIN EN 13501 certificate for PES-Fahnenstoff with INKTeX+FL

For possible errors no liability will be assumed. Misprint, mistakes and modifications are subject to change without prior notice.  
Zuletzt aktualisiert am 30.07.2019



## V Data Sheet | PU-Coated Glass Fiber Fabric

Description	Norm	Values	U.M.		Tolerances
Fire behaviour	EN 13501-1	A1	(non-combustible)		
Composition		88	%	Glass fiber	
		12	%	PU FR	
Thickness		≥ 0,29	mm		+/- 0,02 mm
Thread	DIN EN ISO 2060	1360 DTEX	Warp		
		1360 DTEX	Weft		
Weight	DIN EN ISO 2286-2	450	gr/m <sup>2</sup>		+/- 5%
Width	DIN EN ISO 2286-1	150	cm		+/- 1
Tensile strength	UNI 4818 PT 6°	≥ 480	daN/5cm	Warp	
	DIN 53354	≥ 290	daN/5cm	Weft	
Tear strength	UNI 4818 PT 9°	≥ 20	daN	Warp	
	DIN 53363	≥ 24	daN	Weft	

# Certificates and Test Reports Italy

## V Certificate | Oxford 500D

MODULARIO  
INTERNO - 261

19716

*Ministero dell'Interno*

DIPARTIMENTO DEI VIGILI DEL FUOCO, DEL SOCCORSO PUBBLICO E DELLA DIFESA CIVILE  
DIREZIONE CENTRALE PER LA PREVENZIONE E LA SICUREZZA TECNICA  
AREA V - PROTEZIONE PASSIVA

VISTO il Decreto Ministeriale 26 giugno 1984 concernente "Classificazione di reazione al fuoco ed omologazione ai fini della prevenzione incendi";

VISTI il Decreto Ministeriale 03 Settembre 2001, recante "Modifiche ed integrazioni al Decreto 26 giugno 1984 concernente classificazione di reazione al fuoco ed omologazione ai fini della prevenzione incendi" e il Decreto Ministeriale 28 maggio 2002 recante rettifiche al decreto medesimo;

VISTA l'istanza presentata dalla ditta ZINGERLE METAL S.r.l. sita in Zona industriale, 103 - 34040 NAZ/SCIAVES (BZ), produttrice del materiale denominato "OXFORD 500 IGNIFUGO" per ottenere l'omologazione del materiale stesso ai fini della prevenzione incendi;

VISTO il certificato di reazione al fuoco n° RF/936-2002 del 09/04/2002 emesso per il predetto materiale dall'Istituto di Ricerche e Collaudi M. MASINI S.r.l. di Rho (MI);

VISTA la scheda tecnica, allegata al predetto certificato, prodotta dalla ditta ZINGERLE METAL S.r.l. di NAZ/SCIAVES (BZ)

SI OMOLOGA

con il numero di codice BZ2011A70D100005, il prototipo del materiale denominato "OXFORD 500 IGNIFUGO" prodotto dalla ditta ZINGERLE METAL S.r.l. di NAZ/SCIAVES (BZ), ai soli fini della prevenzione incendi, nella CLASSE di REAZIONE al FUOCO 1 (UNO) e se ne AUTORIZZA la riproduzione, ai sensi dei decreti ministeriali citati in premessa, conformemente a tutte le caratteristiche apparenti e non apparenti, nonché a quelle dichiarate dalla predetta ditta nella scheda tecnica parimenti citata in premessa.

Sul marchio o sulla dichiarazione di conformità, da allegarsi ad ogni tipo di fornitura del materiale oggetto della presente omologazione, dovranno essere riportati:

- NOME DEL PRODUTTORE: Ditta ZINGERLE METAL S.r.l. (o altro segno distintivo);
- ANNO DI PRODUZIONE: (da indicarsi);
- CLASSE DI REAZIONE AL FUOCO: 1 (UNO);
- CODICE: BZ2011A70D100005;
- POSA IN OPERA: SOSPESO SUSCETTIBILE DI PRENDERE FUOCO SU AMBO LE FACCE ;
- IMPIEGO: TENDONE;
- MANUTENZIONE: METODO "D" COME DA UNI 9176 (1998).

Si richiamano tutti gli obblighi di legge spettanti al produttore e a tutti i soggetti comunque interessati, a norma del Codice Civile, del Codice Penale e dei decreti ministeriali 26 giugno 1984 e 3 settembre 2001.

Roma, 31 LUG. 2003  
Fasc. 4190 sott. 2499

IL DIRETTORE CENTRALE  
(Dott. Ing. Michele FERRARO)

N.B. IL PRESENTE ATTO DI OMOLOGAZIONE  
E' RIPRODUCIBILE UNICAMENTE  
NELLA SUA INTEGRALE STESURA

ISTITUTO POLIGRAFICO E EDIZ. DELLO STATO - S

1/2

Imposta di Bollo  
assolta



# Ministero dell' Interno

DIPARTIMENTO DEI VIGILI DEL FUOCO DEL SOCCORSO PUBBLICO E DELLA DIFESA CIVILE  
DIREZIONE CENTRALE PER LA PREVENZIONE E LA SICUREZZA TECNICA  
CENTRO STUDI ED ESPERIENZE



49956 19716

---

2499\_49956\_19716

Visto l'Atto di Omologazione rilasciato in data 31/07/2003 con Codice di Omologazione: BZ2011A70D100005, progr. 19716, con ultima validità fino al 31/07/2023, relativo al prodotto con denominazione commerciale: "OXFORD 500 IGNIFUGO" con impiego: "TENDONE";

Vista l'istanza di rinnovo progr. 41944 del 20/06/2018 con validità rinnovata fino al 31/07/2023;

Vista l'istanza di rinnovo progr. 49956, assunta a protocollo DCPREV n. 17859 del 29/11/2023, presentata dalla ditta ZINGERLE GROUP S.p.A. sita in Via Foerche, 7, 39040 - Naz-Schiaves (BZ);

**SI RINNOVA**

L'Atto di omologazione con Codice: BZ2011A70D100005, con validità fino al 31/07/2028, salvo le limitazioni previste dall'art.4, comma 3, del D.M. 10/03/2005 .

Il presente atto è da considerarsi parte integrante dell'atto di omologazione di cui in premessa e ad esso è accluso.

**IL DIRETTORE CENTRALE**  
(Mannino)  
*Firmato in forma digitale ai sensi di legge*

**IL DIRIGENTE**  
(Ing. Massimo Nazzareno BONFATTI)  
*Firmato in forma digitale ai sensi di legge*


**IL RESPONSABILE DEL SETTORE OMOLOGAZIONI**  
(Ing. Marcello SERPIERI)  
*Firmato in forma digitale ai sensi di legge*




SubtoF. 2499

2/2

MOULARIO  
RINNO - 261



19786



# Ministero dell' Interno

**DIPARTIMENTO DEI VIGILI DEL FUOCO, DEL SOCCORSO PUBBLICO E DELLA DIFESA CIVILE**  
**DIREZIONE CENTRALE PER LA PREVENZIONE E LA SICUREZZA TECNICA**  
**AREA V - PROTEZIONE PASSIVA**

VISTO il Decreto Ministeriale 26 giugno 1984 concernente "Classificazione di reazione al fuoco ed omologazione ai fini della prevenzione incendi";

VISTI il Decreto Ministeriale 03 Settembre 2001, recante "Modifiche ed integrazioni al Decreto 26 giugno 1984 concernente classificazione di reazione al fuoco ed omologazione ai fini della prevenzione incendi" e il Decreto Ministeriale 28 maggio 2002 recante rettifiche al decreto medesimo;

VISTA l'istanza presentata dalla ditta ZINGERLE METAL S.r.l. sita in Zona industriale,103 - 34040 NAZ/SCIAVES (BZ), produttrice del materiale denominato "OXFORD 250 IGNIFUGO" per ottenere l'omologazione del materiale stesso ai fini della prevenzione incendi;

VISTO il certificato di reazione al fuoco n° RF/1037-2002 del 17/04/2002 emesso per il predetto materiale dall' Istituito di Ricerche e Collaudi M. MASINI S.r.l. di-Rho (MI);

VISTA la scheda tecnica, allegata al predetto certificato, prodotta dalla ditta ZINGERLE METAL S.r.l. di NAZ/SCIAVES (BZ)

**SI OMOLOGA**

con il numero di codice BZ2011A70D100004, il prototipo del materiale denominato "OXFORD 250 IGNIFUGO" prodotto dalla ditta ZINGERLE METAL S.r.l. di NAZ/SCIAVES (BZ), ai soli fini della prevenzione incendi, nella CLASSE di REAZIONE al FUOCO 1 (UNO) e se ne AUTORIZZA la riproduzione, ai sensi dei decreti ministeriali citati in premessa, conformemente a tutte le caratteristiche apparenti e non apparenti, nonché a quelle dichiarate dalla predetta ditta nella scheda tecnica parimenti citata in premessa.

Sul marchio o sulla dichiarazione di conformità, da allegarsi ad ogni tipo di fornitura del materiale oggetto della presente omologazione, dovranno essere riportati:

- NOME DEL PRODUTTORE: Ditta ZINGERLE METAL S.r.l. (o altro segno distintivo);
- ANNO DI PRODUZIONE: (da indicarsi);
- CLASSE DI REAZIONE AL FUOCO: 1 (UNO);
- CODICE: BZ2011A70D100004;
- POSA IN OPERA: SOSPESO SUSCETTIBILE DI PRENDERE FUOCO SU AMBO LE FACCE;
- IMPIEGO: TENDONE;
- MANUTENZIONE: METODO "D" COME DA UNI 9176 (1998).

Si richiamano tutti gli obblighi di legge spettanti al produttore e a tutti i soggetti comunque interessati, a norma del Codice Civile, del Codice Penale e dei decreti ministeriali 26 giugno 1984 e 3 settembre 2001.

Roma, 16 GIU. 2003  
Fasc. 4190 sott. 2499

**IL DIRETTORE CENTRALE**  
(Dott. Ing. Michele FERRARO)

N.B. IL PRESENTE ATTO DI OMOLOGAZIONE  
E' RIPRODUCIBILE UNICAMENTE  
NELLA SUA INTEGRALE STESURA

1/2



Imposta di Bollo  
assolta





49957 19786

# Ministero dell' Interno

DIPARTIMENTO DEI VIGILI DEL FUOCO DEL SOCCORSO PUBBLICO E DELLA DIFESA CIVILE  
DIREZIONE CENTRALE PER LA PREVENZIONE E LA SICUREZZA TECNICA  
CENTRO STUDI ED ESPERIENZE

---

2499\_49957\_19786

Visto l'Atto di Omologazione rilasciato in data 16/06/2003 con Codice di Omologazione: BZ2011A70D100004, progr. 19786, con ultima validità fino al 16/06/2023, relativo al prodotto con denominazione commerciale: "OXFORD 250 IGNIFUGO" con impiego: "TENDONE";

Vista l'istanza di rinnovo progr. 41945 del 20/06/2018 con validità rinnovata fino al 16/06/2023;

Vista l'istanza di rinnovo progr. 49957, assunta a protocollo DCPREV n. 17860 del 29/11/2023, presentata dalla ditta ZINGERLE GROUP S.p.A. sita in Via Foerche, 7, 39040 - Naz-Schiaves (BZ);

**SI RINNOVA**

L'Atto di omologazione con Codice: BZ2011A70D100004, con validità fino al 16/06/2028, salvo le limitazioni previste dall'art.4, comma 3, del D.M. 10/03/2005 .

Il presente atto è da considerarsi parte integrante dell'atto di omologazione di cui in premessa e ad esso è accluso.

**IL DIRETTORE CENTRALE**  
(Mannino)  
*Firmato in forma digitale ai sensi di legge*

**IL DIRIGENTE**  
(Ing. Massimo Nazzareno BONFATTI)  
*Firmato in forma digitale ai sensi di legge*

**IL RESPONSABILE DEL SETTORE OMOLOGAZIONI**  
(Ing. Marcello SERPIERI)  
*Firmato in forma digitale ai sensi di legge*



SottoF. 2499

**STUDIO LEGALE WINKLER**  
www.ra-winkler.it

Via FIENILI 12 I - 39042 BRESSANONE (BZ)  
TEL. + 39 0472 200273 FAX + 39 0472 209707 E-MAIL peter.winkler@ra-winkler.it

Avv. Peter Winkler LL.M. <sup>1 2</sup>  
Avv. Silvia Winkler Ph.D. <sup>1</sup>  
Avv. Silvia Deltedesco <sup>1</sup>  
Dott. Kathrin Oberhuber  
Dott. Christian Pattis

Spett.le ditta  
**Zingerlemetal S.p.A.**  
Förche 7  
39040 - NAZ-SCIAVES

NS. RIFERIMENTO 9301 W/R Bressanone, Il 12.03.2015

**OGGETTO Zingerlemetal S.p.A. -- applicazione UNI EN 13782**


Le struttura temporanee (tende) da Voi prodotte sono soggette alla normativa UNI EN 13782.

Detta normativa europea, vigente anche in Italia, prevede solo per tende con superficie coperta maggiore di 50m<sup>2</sup> la produzione del libretto di tenda.

Quindi ogni richiesta di "corretto montaggio", avente ad oggetto la conformità di quanto installato nel concreto con il libretto di tenda esistente può avere ad oggetto esclusivamente strutture temporanee, la cui superficie coperta supera i 50m<sup>2</sup>.

Cordiali saluti

- Peter Winkler -



<sup>1</sup>iscritto all'Ordine degli Avvocati di Bolzano  
<sup>2</sup>Paucinania In Cassazione

BANCA POPOLARE DELL'ALTO ADIGE c/c 1065617 ABI 5656 CAB 68220 CIN IBAN IT56 N056 5656 2200 7057 1066 617 BIC BPAAIT2BBRE  
CASSA RAIFFEISEN VALLE ISARCO c/c 0900731-5 ABI 08307 CAB 58223 CIN U IBAN IT767 08307 58221 000300007315 BIC RZSBIT21007  
CASSA DI RISPARMIO DELL'ALTO ADIGE SPA c/c 5001981 ABI 6046 CAB 58220 IBAN IT27 0060 4558 2200 0000 5001 981 BIC CRBZIT2B050  
Codice Fiscale WNKPTR66M22B160H Partita IVA 01417800214

Rechtsanwalt - Avvocato  
DR. PETER P. MARSEILER

I-39100 Bozen – Bolzano  
Via L. da Vinci Str. 4  
Tel. (0471) 972444 – Fax (0471) 977111

Spett.le ditta.  
Zingerle Metal Srl  
Zona Industriale 103

39040 Naz/Sciaves

14.04.1998

**PARERE GIURIDICO PER TENDE**

Premesso che le Vs. tende del tipo "Master Tent" non costituiscono alcuna struttura definitiva, fissa e durevole, è da ritenersi esclusa la necessità di una preventiva concessione edilizia per la montatura delle tende con richiamo alle Leggi n. 10 dd. 28.01.1977 e n. 1150 dd. 17.08.1942, nonché al D.P.G.P. di Bolzano n. 20/1970, qualora le tende vengono montate solamente in via provvisoria ai fini transitori.

La giurisprudenza è univoca nel ritenere che solamente quelle strutture che sono ancorate al terreno in modo fisso e durevole necessitano di una concessione edilizia e che alterino così in modo stabile lo stato dei luoghi.

In proposito richiamo le seguenti decisioni:

1) **sentenza n. 1011 del T.A.R. della Lombardia - Sezione Brescia dd. 18.12.1991:**

"Rientrano nella nozione giuridica di costruzione per la quale occorre la concessione edilizia tutti quei manufatti, non necessariamente infissi al suolo, **che alterino in modo stabile**, non irrilevante e non meramente occasionale **lo stato dei luoghi**, ancorché privi di volume interno utilizzabile e purché **destinati a soddisfare esigenze permanenti**".

2) **sentenza del Pretore di Pizzo dd. 18.02.1997:**

"**Non necessita la concessione edilizia** la costruzione di una tettoia per il ricovero degli autoveicoli ove risulti che essa sia stata installata per motivi contingenti, che ne rendano evidente la eliminazione entro breve termine, avuto riguardo anche agli elementi costruttivi; per la suddetta costruzione neppure è richiesta, non essendo configurabile un'alterazione permanente dei luoghi, **l'autorizzazione ex art. 7, Legge n. 1497 del 1939, trattandosi di opera di carattere precario.**"

1/2

Rechtsanwalt – Avvocato  
DR. PETER P. MARSEILER

3) **sentenza n. 226 del Consiglio di Stato - Sezione V dd. 24.02.1996:**

"Soltanto le costruzioni aventi intrinseche caratteristiche di precarietà strutturale e funzionale, cioè **destinate fin dall'origine** a soddisfare esigenze contingenti e circoscritte nel tempo **sono esenti dall'assoggettamento alla concessione edilizia**, mentre lo è un chiosco prefabbricato per lo svolgimento di attività stagionali, in quanto esso, pur se non infisso al suolo ma solo aderente in modo stabile, è destinato ad un'utilizzazione perdurante nel tempo, anche se intervallata da pause stagionali, di talché l'alterazione del territorio non può essere considerata temporanea, precaria o irrilevante".

(avv. Peter P. Marseiler)

Allegati

- copia dell'art. 1 della L. 10/1977
- copia dell'art. 1 della L. 1150/1942
- copia degli artt. 1 e 30 del D.P.G.P. di Bolzano n. 20/1970

2/2



**ZINGERLE GROUP SpA**  
Via Foerche, 7  
I-39040 Naz-Sciaves (BZ)

[www.zingerle.group](http://www.zingerle.group)